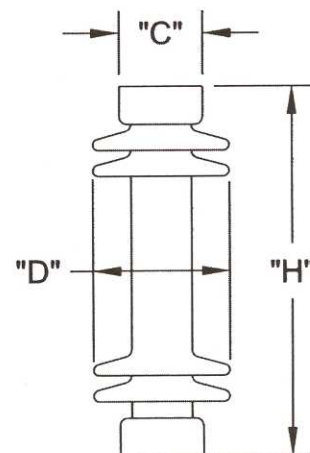


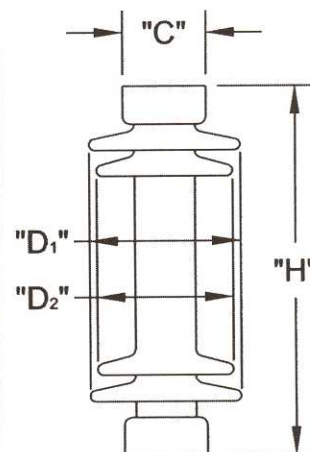
STANDARDS INSULATORS

Catalog number	PS05510	PH05510	PE05510
Technical Reference number	286	287	---
Leakage distance (in.)	99	99	95
Cantilever Strength (lb.)	1,700	2,600	5,000
Tensile Strength (lb.)	20,000	25,000	40,000
Torsional Strength (in-lb.)	40,000	90,000	120,000
Compression Strength (lb.)	60,000	75,000	120,000
Critical Impulse Flashover Voltage, Positive (kV)	610	610	610
Withstand Voltage	Low Frequency, Wet (kV)	230	230
	Impulse (kV)	550	550
Radio-Influence	Test Voltage to Ground (kV)	73	73
Voltage Data	Maximum RIV at 1,000kHz (μV)	200	200
Height (in.) - "H"	45	45	45
Shed diameter (in.) - "D"	8 1/16	8 7/8	9 5/8
Number of sheds	19	19	18
Bolt circle diameter (in.)	5	5	7
(4) Tapped holes, size (in.)	5/8-11	5/8-11	3/4-10
Cap diameter (in.) - "C"	6 1/4	6 1/4	8 1/2
Net Weight (lb.)	127	165	196



HLD INSULATORS

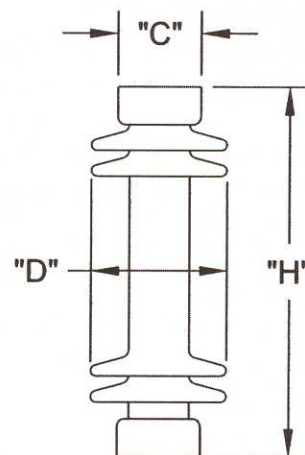
Catalog number	PS05580	PH05580	PE05580
Leakage distance (in.)	125	125	120
Cantilever Strength (lb.)	1,700	2,600	5,000
Tensile Strength (lb.)	20,000	25,000	40,000
Torsional Strength (in-lb.)	40,000	90,000	120,000
Compression Strength (lb.)	60,000	90,000	120,000
Critical Impulse Flashover Voltage, Positive (kV)	610	610	610
Withstand Voltage	Low Frequency, Wet (kV)	230	230
	Impulse (kV)	550	550
Radio-Influence	Test Voltage to Ground (kV)	73	73
Voltage Data	Maximum RIV at 1,000kHz (μV)	200	200
Height (in.) - "H"	45	45	45
Major Shed diameter (in.) - "D ₁ "	9 1/4	10	10 13/16
Minor Shed diameter (in.) - "D ₂ "	7 11/16	8 7/16	9 1/4
Number of sheds	25	25	24
Bolt circle diameter (in.)	5	5	7
(4) Tapped holes, size (in.)	5/8-11	5/8-11	3/4-10
Cap diameter (in.) - "C"	6 1/4	6 1/4	8 1/2
Net Weight (lb.)	150	182	218



Notes: 1. These units are not furnished with mounting bolts. State size at time of inquiry if mounting bolts are required.
 2. Light gray, chocolate brown or semiconducting glaze is available.

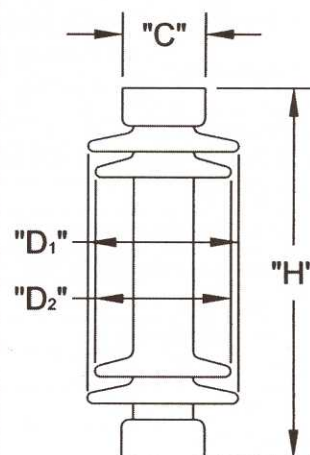
STANDARD INSULATORS

Catalog number	PS06510	PH06510	PE06510
Technical Reference number	288	289	---
Leakage distance (in.)	116	116	116
Cantilever Strength (lb.)	1,450	2,200	4,100
Tensile Strength (lb.)	20,000	25,000	40,000
Torsional Strength (in-lb.)	60,000	90,000	120,000
Compression Strength (lb.)	60,000	75,000	120,000
Critical Impulse Flashover Voltage, Positive (kV)	710	710	710
Withstand Voltage	Low Frequency, Wet (kV)	275	275
	Impulse (kV)	650	650
Radio-Influence Voltage Data	Test Voltage to Ground (kV)	88	88
	Maximum RIV at 1,000kHz (μ V)	200	200
Height (in.) - "H"	54	54	54
Shed diameter (in.) - "D"	8 11/16	8 7/8	9 5/8
Number of sheds	22	22	22
Bolt circle diameter (in.)	5	5	7
(4) Tapped holes, size (in.)	5/8-11	5/8-11	3/4-10
Cap diameter (in.) - "C"	6 1/4	6 1/4	8 1/2
Net Weight (lb.)	141	186	238



HLD INSULATORS

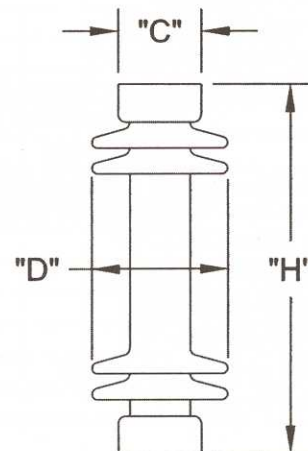
Catalog number	PS06580	PH06580	PE06580
Leakage distance (in.)	155	155	150
Cantilever Strength (lb.)	1,450	2,200	4,100
Tensile Strength (lb.)	20,000	25,000	40,000
Torsional Strength (in-lb.)	60,000	90,000	120,000
Compression Strength (lb.)	60,000	90,000	120,000
Critical Impulse Flashover Voltage, Positive (kV)	710	710	710
Withstand Voltage	Low Frequency, Wet (kV)	275	275
	Impulse (kV)	650	650
Radio-Influence Voltage Data	Test Voltage to Ground (kV)	88	88
	Maximum RIV at 1,000kHz (μ V)	200	200
Height (in.) - "H"	54	54	54
Major Shed diameter (in.) - "D ₁ "	9 1/4	10	10 13/16
Minor Shed diameter (in.) - "D ₂ "	7 11/16	8 7/16	9 1/4
Number of sheds	31	31	30
Bolt circle diameter (in.)	5	5	7
(4) Tapped holes, size (in.)	5/8-11	5/8-11	3/4-10
Cap diameter (in.) - "C"	6 1/4	6 1/4	8 1/2
Net Weight (lb.)	167	210	267



Notes: 1. These units are not furnished with mounting bolts. State size at time of inquiry if mounting bolts are required.
2. Light gray, chocolate brown or semiconducting glaze is available.

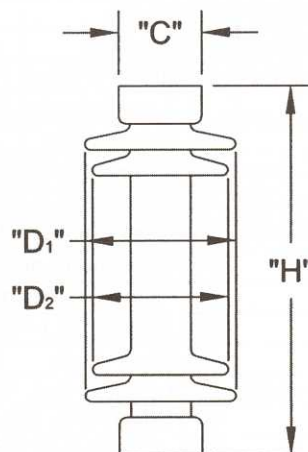
STANDARDS INSULATORS

Catalog number	PS07510	PH07510	PE07510
Technical Reference number	291	295	---
Leakage distance (in.)	132	132	132
Cantilever Strength (lb.)	1,200	1,850	3,500
Tensile Strength (lb.)	20,000	25,000	40,000
Torsional Strength (in-lb.)	60,000	90,000	120,000
Compression Strength (lb.)	60,000	75,000	120,000
Critical Impulse Flashover Voltage, Positive (kV)	810	810	810
Withstand Voltage	Low Frequency, Wet (kV)	315	315
	Impulse (kV)	750	750
Radio-Influence Voltage Data	Test Voltage to Ground (kV)	103	103
	Maximum RIV at 1,000kHz (μ V)	500	500
Height (in.) - "H"	62	62	62
Shed diameter (in.) - "D"	8 11/16	8 7/8	9 5/8
Number of sheds	26	26	26
Bolt circle diameter (in.)	5	5	7
(4) Tapped holes, size (in.)	5/8-11	5/8-11	3/4-10
Cap diameter (in.) - "C"	6 1/4	6 1/4	8 1/2
Net Weight (lb.)	162	217	270



HLD INSULATORS

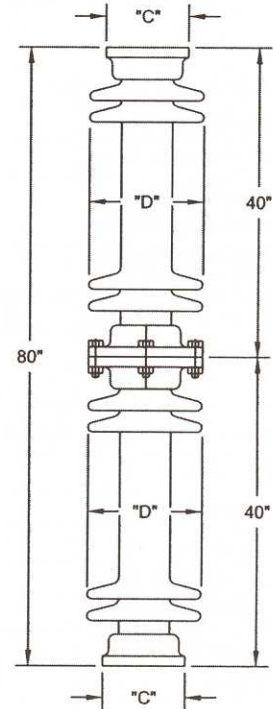
Catalog number	PS07580	PH07580	PE07580
Leakage distance (in.)	180	180	180
Cantilever Strength (lb.)	1,200	1,850	3,500
Tensile Strength (lb.)	20,000	25,000	40,000
Torsional Strength (in-lb.)	60,000	90,000	120,000
Compression Strength (lb.)	60,000	90,000	120,000
Critical Impulse Flashover Voltage, Positive (kV)	810	810	810
Withstand Voltage	Low Frequency, Wet (kV)	315	315
	Impulse (kV)	750	750
Radio-Influence Voltage Data	Test Voltage to Ground (kV)	103	103
	Maximum RIV at 1,000kHz (μ V)	500	500
Height (in.) - "H"	62	62	62
Major Shed diameter (in.) - "D ₁ "	9 1/4	10	10 13/16
Minor Shed diameter (in.) - "D ₂ "	7 11/16	8 7/16	9 1/4
Number of sheds	36	36	36
Bolt circle diameter (in.)	5	5	7
(4) Tapped holes, size (in.)	5/8-11	5/8-11	3/4-10
Cap diameter (in.) - "C"	6 1/4	6 1/4	8 1/2
Net Weight (lb.)	190	240	305



Notes: 1. These units are not furnished with mounting bolts. State size at time of inquiry if mounting bolts are required.
 2. Light gray, chocolate brown or semiconducting glaze is available.

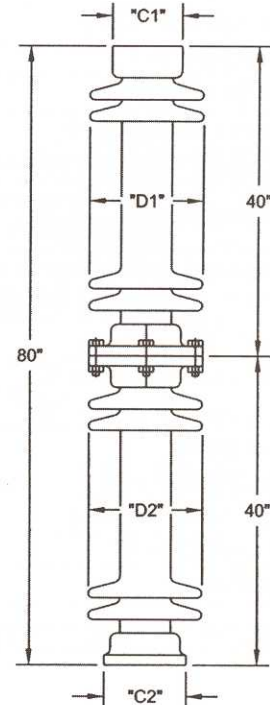
UNIFORM STACKS

Catalog number	PS090201	PH090201	PE090201
Components	PS0902Y PS0902X	PH0902Y PH0902X	PE0902Y PE0902X
Technical reference number	304	308	—
Leakage distance (in.)	165	165	165
Cantilever Strength (lb.)	950	1,450	2,750
Tensile Strength (lb.)	20,000	25,000	40,000
Torsional Strength (in-lb.)	60,000	90,000	120,000
Compression Strength (lb.)	60,000	90,000	120,000
Critical Impulse Flashover Voltage, Positive (kV)	1,010	1,010	1,010
Withstand Voltage	Low Frequency, Wet (kV)	385	385
	Impulse (kV)	900	900
Radio-Influence Voltage Data	Test Voltage to Ground (kV)	146	146
	Maximum RIV at 1,000kHz (μ V)	500	500
Shed diameter (in.) - "D"	8 1/16	8 7/8	9 5/8
(4) Tapped holes, size (in.)	5/8-11	5/8-11	3/4-11
Bolt circle diameter (in.)	5	5	7
Cap diameter (in.) - "C"	6 1/4	6 1/4	8 1/2
Number of sheds each section	16	16	16
Net Weight (lb.)	234	302	390



TAPERED STACKS

Catalog number	PH09020	PE09020
Components	PH0902J PH0902X	PE0902J PE0902X
Technical reference number	308	—
Leakage distance (in.)	165	165
Cantilever Strength (lb.)	1,450	2,750
Tensile Strength (lb.)	25,000	25,000
Torsional Strength (in-lb.)	90,000	90,000
Compression Strength (lb.)	75,000	90,000
Critical Impulse Flashover Voltage, Positive (kV)	1,010	1,010
Withstand Voltage	Low Frequency, Wet (kV)	385
	Impulse (kV)	900
Radio-Influence Voltage Data	Test Voltage to Ground (kV)	146
	Maximum RIV at 1,000kHz (μ V)	500
Top section: Shed diameter (in.) - "D1"	8 1/16	8 7/8
(4) Tapped holes, size (in.)	5/8-11	5/8-11
Bolt circle diameter (in.)	5	5
Cap diameter (in.) - "C1"	6 1/4	6 1/4
Number of sheds	16	16
Base section: Shed diameter (in.) - "D2"	8 7/8	9 5/8
(4) Tapped holes, size (in.)	5/8-11	3/4-10
Bolt circle diameter (in.)	5	7
Cap diameter (in.) - "C2"	6 1/4	8 1/2
Number of sheds	16	16
Net Weight (lb.)	268	346

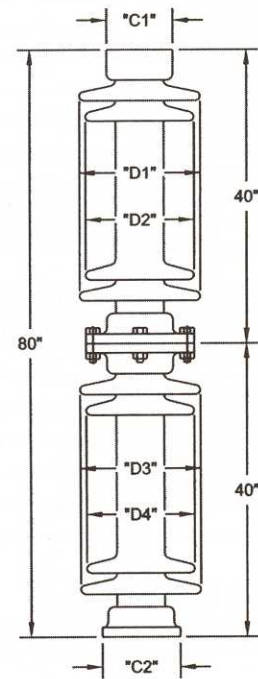


Notes: 1. These stacks are furnished with bolts, nuts and washers necessary for intermediate connection, and are not furnished with end mounting fasteners. State size at time of inquiry if mounting bolts are required.

2. Light gray, chocolate brown or semiconducting glaze is available.

HLD STACKS

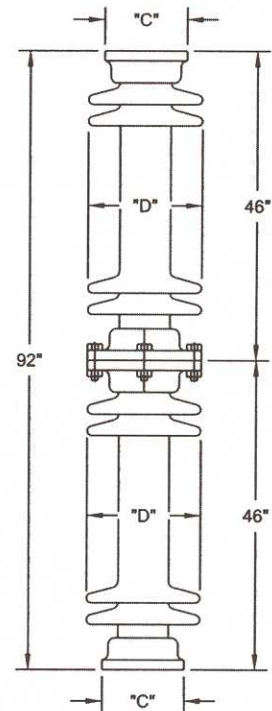
Catalog number	PS090901	PH09090	PE09090
Components	PS0909Y1 PS0909X1	PH0909J0 PH0909X0	PE0909J0 PE0909X0
Leakage distance (in.)	220	220	220
Cantilever Strength (lb.)	950	1,450	2,750
Tensile Strength (lb.)	20,000	25,000	25,000
Torsional Strength (in-lb.)	60,000	90,000	90,000
Compression Strength (lb.)	60,000	90,000	90,000
Critical Impulse Flashover Voltage, Positive (kV)	1,010	1,010	1,010
Withstand Voltage	Low Frequency, Wet (kV)	385	385
	Impulse (kV)	900	900
Radio-Influence	Test Voltage to Ground (kV)	146	146
Voltage Data	Maximum RIV at 1,000kHz (μ V)	500	500
Top section: Number of sheds	22	22	22
Major Shed diameter (in.) - "D1"	9 1/4	9 1/4	10
Minor Shed diameter (in.) - "D2"	7 11/16	7 11/16	8 7/16
(4) Tapped holes, size (in.)	5/8-11	5/8-11	5/8-11
Bolt circle diameter (in.)	5	5	5
Cap diameter (in.) - "C1"	6 1/4	6 1/4	6 1/4
Base section: Number of sheds	22	22	22
Major Shed diameter (in.) - "D3"	9 1/4	10	10 13/16
Minor Shed diameter (in.) - "D4"	7 11/16	8 7/16	9 1/4
(4) Tapped holes, size (in.)	5/8-11	5/8-11	3/4-10
Bolt circle diameter (in.)	5	5	7
Cap diameter (in.) - "C2"	6 1/4	6 1/4	8 1/2
Net Weight (lb.)	260	290	405



- Notes: 1. These stacks are furnished with bolts, nuts and washers necessary for intermediate connection, and are not furnished with end mounting fasteners. State size at time of inquiry if mounting bolts are required.
 2. Light gray, chocolate brown or semiconducting glaze is available.

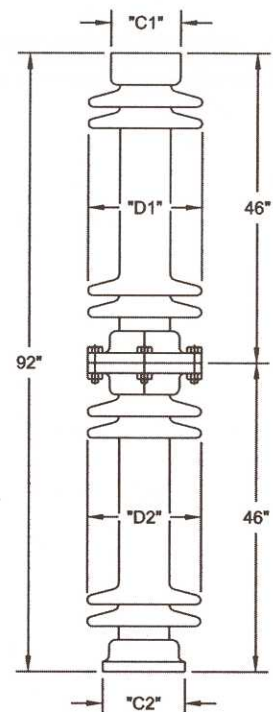
UNIFORM STACKS

Catalog number	PS105201	PH105201	PE105201
Components	PS1052Y PS1052X	PH1052Y PH1052X	PE1052Y PE1052X
Technical reference number	312	316	362
Leakage distance (in.)	198	198	198
Cantilever Strength (lb.)	800	1,250	2,300
Tensile Strength (lb.)	20,000	25,000	40,000
Torsional Strength (in-lb.)	60,000	90,000	120,000
Compression Strength (lb.)	40,000	75,000	100,000
Critical Impulse Flashover Voltage, Positive (kV)	1,210	1,210	1,210
Withstand Voltage	Low Frequency, Wet (kV)	455	455
	Impulse (kV)	1,050	1,050
Radio-Influence	Test Voltage to Ground (kV)	146	146
Voltage Data	Maximum RIV at 1,000kHz (μV)	500	500
Shed diameter (in.) - "D"	8 1/16	8 7/8	9 5/8
(4) Tapped holes, size (in.)	5/8-11	5/8-11	3/4-11
Bolt circle diameter (in.)	5	5	7
Cap diameter (in.) - "C"	6 1/4	6 1/4	8 1/2
Number of sheds each section	19	19	19
Net Weight (lb.)	261	336	420



TAPERED STACKS

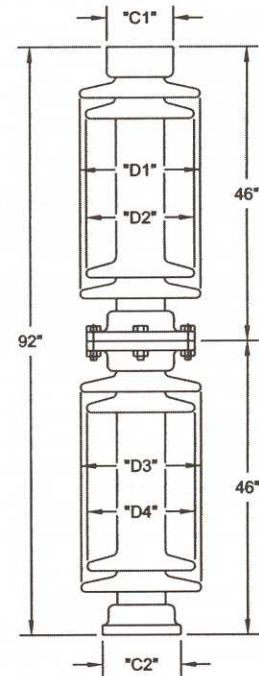
Catalog number	PH10520	PE10520
Components	PH1052J PH1052X	PE1052J PE1052X
Technical reference number	316	—
Leakage distance (in.)	198	198
Cantilever Strength (lb.)	1,250	2,300
Tensile Strength (lb.)	25,000	25,000
Torsional Strength (in-lb.)	90,000	90,000
Compression Strength (lb.)	75,000	90,000
Critical Impulse Flashover Voltage, Positive (kV)	1,210	1,210
Withstand Voltage	Low Frequency, Wet (kV)	455
	Impulse (kV)	1,050
Radio-Influence	Test Voltage to Ground (kV)	146
Voltage Data	Maximum RIV at 1,000kHz (μV)	500
Top section:	Shed diameter (in.) - "D1"	8 1/16
	(4) Tapped holes, size (in.)	5/8-11
	Bolt circle diameter (in.)	5
	Cap diameter (in.) - "C1"	6 1/4
	Number of sheds	19
Base section:	Shed diameter (in.) - "D2"	8 7/8
	(4) Tapped holes, size (in.)	5/8-11
	Bolt circle diameter (in.)	5
	Cap diameter (in.) - "C2"	8 1/2
	Number of sheds	19
Net Weight (lb.)	290	378



Notes: 1. These stacks are furnished with bolts, nuts and washers necessary for intermediate connection, and are not furnished with end mounting fasteners. State size at time of inquiry if mounting bolts are required.
2. Light gray, chocolate brown or semiconducting glaze is available.

HLD STACKS

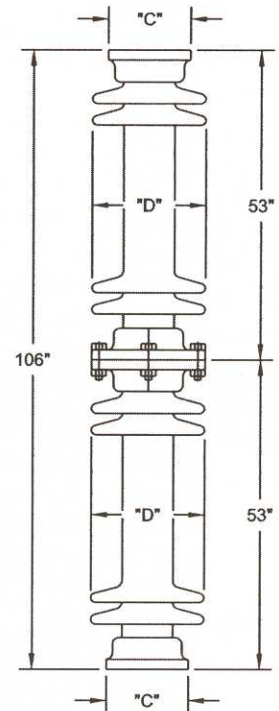
Catalog number	PS105901	PH10590	PE10590
Components	PS1059Y1 PS1059X1	PH1059J0 PH1059X0	PE1059J0 PE1059X0
Leakage distance (in.)	260	260	260
Cantilever Strength (lb.)	800	1,250	2,300
Tensile Strength (lb.)	20,000	25,000	25,000
Torsional Strength (in-lb.)	60,000	90,000	90,000
Compression Strength (lb.)	60,000	90,000	90,000
Critical Impulse Flashover Voltage, Positive (kV)	1,210	1,210	1,210
Withstand Voltage	Low Frequency, Wet (kV)	455	455
	Impulse (kV)	1050	1050
Radio-Influence Voltage Data	Test Voltage to Ground (kV)	146	146
	Maximum RIV at 1,000kHz (μ V)	500	500
Top section: Number of sheds	26	26	26
Major Shed diameter (in.) - "D1"	9 1/4	9 1/4	10
Minor Shed diameter (in.) - "D2"	7 11/16	7 11/16	8 7/16
(4) Tapped holes, size (in.)	5/8-11	5/8-11	5/8-11
Bolt circle diameter (in.)	5	5	5
Cap diameter (in.) - "C1"	6 1/4	6 1/4	6 1/4
Base section: Number of sheds	26	26	26
Major Shed diameter (in.) - "D3"	9 1/4	10	10 13/16
Minor Shed diameter (in.) - "D4"	7 11/16	8 7/16	9 1/4
(4) Tapped holes, size (in.)	5/8-11	5/8-11	3/4-10
Bolt circle diameter (in.)	5	5	7
Cap diameter (in.) - "C2"	6 1/4	6 1/4	8 1/2
Net Weight (lb.)	298	336	420



- Notes: 1. These stacks are furnished with bolts, nuts and washers necessary for intermediate connection, and are not furnished with end mounting fasteners. State size at time of inquiry if mounting bolts are required.
 2. Light gray, chocolate brown or semiconducting glaze is available.

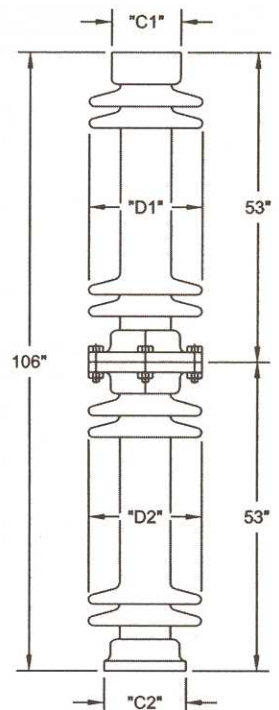
UNIFORM STACKS

Catalog number	PH130201	PE130201	
Components	PH1302Y PH1302X	PE1302Y PE1302X	
Technical reference number	324	368	
Leakage distance (in.)	231	231	
Cantilever Strength (lb.)	1,000	2,050	
Tensile Strength (lb.)	25,000	40,000	
Torsional Strength (in-lb.)	90,000	120,000	
Compression Strength (lb.)	75,000	120,000	
Critical Impulse Flashover Voltage, Positive (kV)	1,410	1,410	
Withstand Voltage	Low Frequency, Wet (kV)	525	525
	Impulse (kV)	1300	1300
Radio-Influence Voltage Data	Test Voltage to Ground (kV)	220	220
	Maximum RIV at 1,000kHz (μ V)	1,000	1,000
Shed diameter (in.) - "D"	8 7/8	9 5/8	
(4) Tapped holes, size (in.)	5/8-11	3/4-11	
Bolt circle diameter (in.)	5	7	
Cap diameter (in.) - "C"	6 1/4	8 1/2	
Number of sheds each section	22	22	
Net Weight (lb.)	382	498	



TAPERED STACKS

Catalog number	PH13020	PH130202	PE13020	
Components	PH1302J PH1302X	PH1302K PE1302X	PE1302J PE1302X	
Technical reference number	324	367	369	
Leakage distance (in.)	231	231	231	
Cantilever Strength (lb.)	1,000	1,450	2,050	
Tensile Strength (lb.)	25,000	20,000	25,000	
Torsional Strength (in-lb.)	90,000	40,000	90,000	
Compression Strength (lb.)	75,000	60,000	90,000	
Critical Impulse Flashover Voltage, Positive (kV)	1,410	1,410	1,410	
Withstand Voltage	Low Frequency, Wet (kV)	525	525	
	Impulse (kV)	1300	1300	
Radio-Influence Voltage Data	Test Voltage to Ground (kV)	220	220	
	Maximum RIV at 1,000kHz (μ V)	1,000	1,000	
Top section:	Shed diameter (in.) - "D1"	8 1/16	8 1/16	8 7/8
	(4) Tapped holes, size (in.)	5/8-11	5/8-11	5/8-11
	Bolt circle diameter (in.)	5	5	5
	Cap diameter (in.) - "C1"	6 1/4	6 1/4	6 1/4
	Number of sheds	22	22	22
Base section:	Shed diameter (in.) - "D2"	8 7/8	9 5/8	9 5/8
	(4) Tapped holes, size (in.)	5/8-11	3/4-10	3/4-10
	Bolt circle diameter (in.)	5	7	7
	Cap diameter (in.) - "C2"	6 1/4	8 1/2	8 1/2
	Number of sheds	22	22	22
Net Weight (lb.)	326	396	441	



Notes: 1. These stacks are furnished with bolts, nuts and washers necessary for intermediate connection, and are not furnished with end mounting fasteners. State size at time of inquiry if mounting bolts are required.
2. Light gray, chocolate brown or semiconducting glaze is available.